

OR-7105

LEAF BLOWER

吸树叶机



With the function of blowing, the leaves, dust and pebbles can be blown. With the function of suction, the leaves can be quickly inhaled into the machine and crushed. The crushed leaves can be used as fertilizer. It is suitable for outdoor cleaning of golf courses, stadiums, roads, etc. It can clean the leaves, sand, snow and other garbage efficiently. Clean gardens and green belts are easier and more efficient.

使用吹风功能，可以吹树叶、灰尘、小石子等；使用吸风功能可将树叶快速吸入机器并粉碎，粉碎后的树叶可作为肥料使用，适用于在高尔夫球场、运动场、道路等室外的清扫，可对枯叶、沙、雪等垃圾进行清扫及各种场合的园林绿化带工作。



Item 项目名称	Specification 参数	
Voltage 电源	230V/50Hz	
Shredder Ratio 粉碎率	10:1	
Collection Capacity 收集容量	45L	
Net Weight 净重	4kg	
Gross Weight 毛重	4.5kg	
Package Size(L*W*H) 包装尺寸	820*190*250mm	
Function 功能	Blowing/Suction/Shredder 吹/吸/粉碎	
Accessories 配件	Belt*1, dust bag*1 背带*1, 尘袋*1	
	One Speed 单速	Variable Speed 可调速
No Load Speed 空载转速	13000rpm	5000-13000rpm
Wind Volume 风量	13m ³ /min	5-13m ³ /min
Wind Speed 风速	240km/h	160-240km/h
Input Power 功率	2000/2200/ 2400/3000W	2000/2200/2400/ 2500/2600/3000W






ORIENT INDUSTRIAL CO., LTD

Tel: +86-25-52180912 Email: info@chinasweeper.com Web: www.mnsweeper.com / www.chinasweeper.com



The OR-7015 leaf blower adopts ergonomic design. The special design makes it easy to change the working angle and make the work easier. It also can adjust length according to user's height. One button start, one hand can also operate, so that your work is unimaginably easy.

本款吸树叶机采用人体工程学设计，在工作时不会因为角度变换而变得吃力，工作更轻松。并且可根据需要调节机器长度，适合不同身高用户使用。一键式启动，单手也能操作，让您的工作想象不到的轻松。

Voltage 电源	Input Power 功率	Wind Volume 风量	Wind Speed 风速	Collection Capacity 收集容量
				
230V/50Hz	3000W	13m³/min	240km/h	45L

• Blowing And Sucking 吹吸两用 一键转换

The operating mode of blowing or sucking can be adjusted by turning the transfer switch. 通过拨动吹吸转换开关可调节机器至吹或者吸的工作模式。

• Strong Motor With High Wind Power 配备强劲电机 风力大

Powerful motor, long service life, strong suction and strong wind power. The wind speed can be adjusted as needed (optional). 采用强力电机，使用寿命长，力度大，风力强。可根据需要调节风速大小（选配）。

• Crush Leaves 可将树叶吸进粉碎

With the suction function, the leaves can be quickly sucked into the machine and crushed. The crushed leaves can be used as fertilizer. 使用吸风功能可将树叶快速吸入机器并粉碎树叶，粉碎后的树叶可作为肥料使用。

• Guide Wheel Design 导向轮设计

The enlarged guide wheel design has beautiful appearance, pushing the machine is more labor-saving. 加大导向轮设计，外形更加美观大气，工作时也可以更省力地推动机器。

